

Doors - Entry doors/Garage doors/Storm doors

General Considerations

Doors shall be compatible in style with the architecture of the house. Storm/screen doors must not distract from the appearance of the house.

Doors shall be of quality materials and workmanship. The style, material, color, detailing, and installation of a new or replacement door must be consistent with that of existing doors.

No application is required for the replacement of existing doors, garage doors, or storm/screen doors, that closely match the existing type, style, and color.

Specific Guidelines

Door Additions/Replacements

- Doors and door frames should be clad or painted with a color consistent with other doors, windows, and house colors. Color shall comply with the guidelines for Color Changes.
- Wood doors must be protected with stain or paint to prevent an uneven weathered appearance.
- Reflective glass tinting or film is not permitted on doors, side lights, or transom glass.
- Decorative or frosted door glass or film will be reviewed on a case-by-case basis.

Storm/Screen Doors


STORM/SCREEN DOORS DO NOT NEED AN APPLICATION AS LONG AS THEY MEET THE FOLLOWING REQUIREMENTS:

- Storm/screen doors should be “full view” (at least 80 percent of the door surface) and simple, with straight-lined framing per diagrams below. Ornamental styles that are appropriate to the architecture of the house may be approved on a case-by-case basis.
- Storm doors must be finished with the same color as the entry door they enclose or the surrounding trim. (White or off-white/tan) Complementary colors will be considered on a case-by-case basis by application.
- Storm door hardware (handle, lock) including kickplate must match the entry door hardware (handle, lock, door knocker) including kickplate in color and finish.


BROADLANDS
Modifications Subcommittee Design Guidelines

- **Doors – *continued***


Other storm/screen door styles not illustrated below require an application for the Modifications Subcommittee review.



DOOR 1



DOOR 2



DOOR 3

Door 1 is full glass. Door 2 is a style which can either have removable glass and screen panels, or which can have self-storage of glass or screen in the lower panel. Door 3 has a kickplate.

Submission Requirements

- Signed and dated application form.
- Description of project.
- Photographs showing the house, existing windows and doors and the proposed location of new and/or replacement doors.
- For new door additions, elevation drawings, to scale, showing the existing house and the proposed location of the doors.
- Catalogue photographs or manufacturer’s “cut sheets” identifying door type and style, including the specific ‘name’ of the door, if applicable, and dimensions, materials, and colors.
- Provide pictures of the proposed door hardware and color.
- A sample of the door finish and color, if applicable.